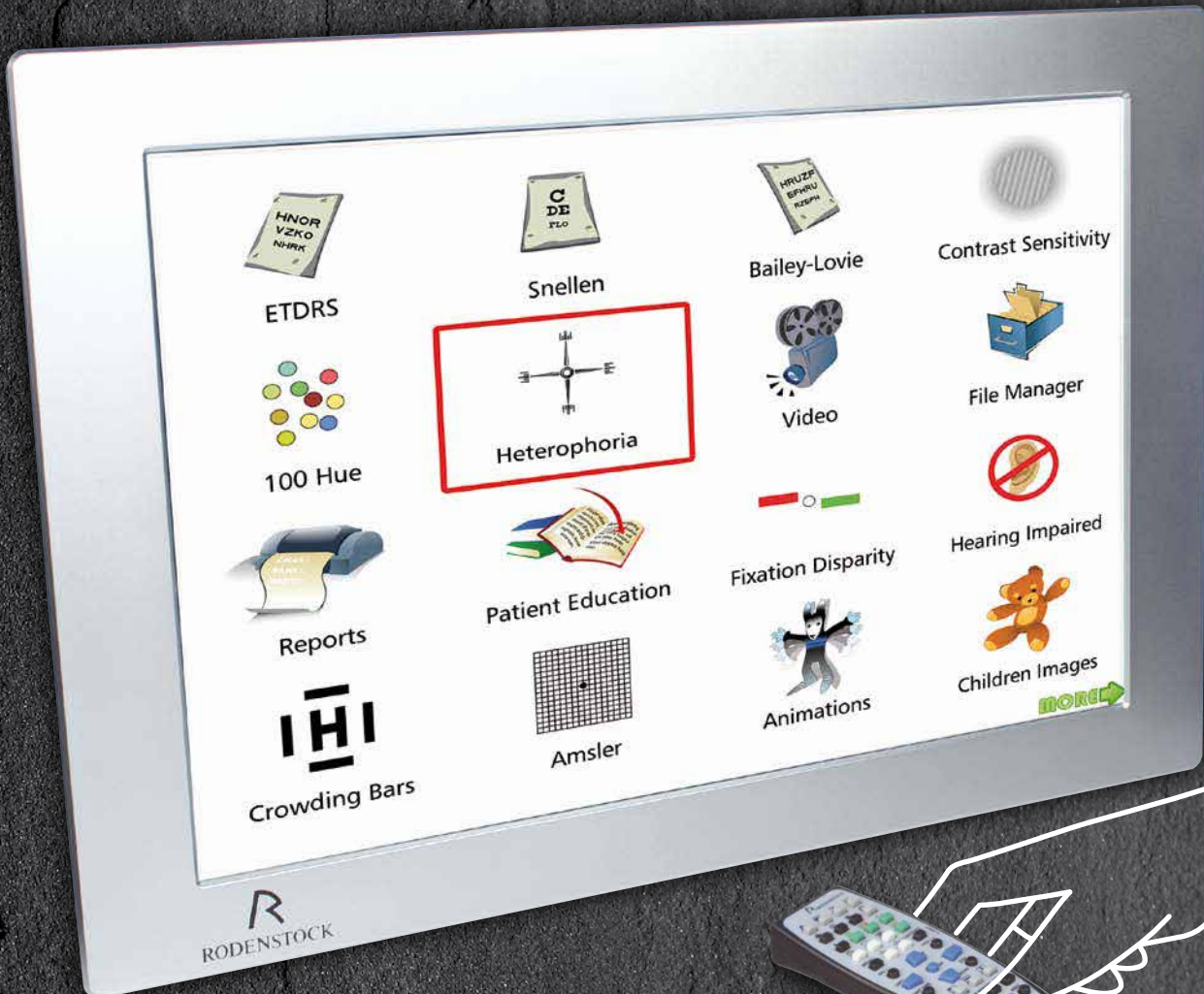


PLUG & TOUCH BY RODENSTOCK

POLARISED CHART PANEL
CV 1000P

Unlimited diversity. Infinite comfort.



- Extensive polarised test chart selection
- High quality 22" LCD
- Integrated computer
- Multilingual user interface
- Colour vision test chart
- Programmable display sequences
- Printable test reports
- Multi media tool

QUALITY IN DETAIL



CV 1000P allows assessment of Heterophoria

Unlike conventional chart projectors and chart displays, this high quality polarised chart panel provides perfectly separated test types for the assessment of binocular vision.

- Special test sequences (MKH)
- Large test field to reduce possibility of accommodation (optional exchangeable frame)
- Direct or indirect display
- High contrast presentation of test types



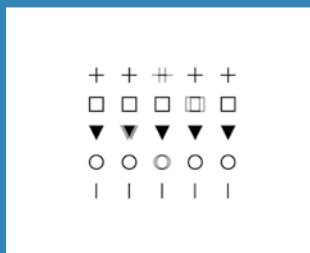
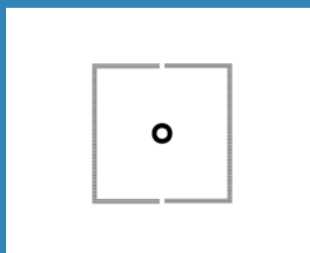
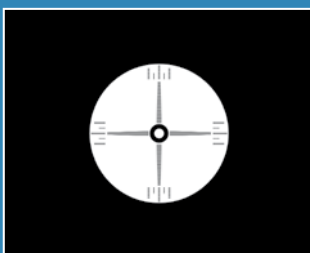
Latest technology

The Rodenstock Chart Panel series epitomises the modern way of displaying test types during refraction. Unlike a conventional chart projector, the CV 1000P provides an unlimited number of test charts in bright and high contrast. The random or individual display of test types is also an option.

In addition you benefit from several colour vision tests like Ishihara or 100 HUE as well as the various displays to quantify your patients' contrast sensitivity. For binocular vision tests it is possible to present different optotypes for left or right eye and adjust the system's red/green display to correspond with almost any red/green filters in the eyecare industry. It is easily possible to adapt the chart sizes according to the individual test distance, which can vary between 2.0 – 7.0 m in 0.1 m steps.

For patient education it is possible to create and display various pictures and animations. The test report function allows the creation and printing of individual reports.

The CV 1000P fulfills all essential requirements for perfect performance. The display of Landolt rings is according to DIN 58220-3 and DIN EN ISO 8596.



Polarised Test Charts (samples)

SPECIFICATIONS

Measurement range	
Auto-off function	Adjustable from 4 to 240 minutes
Visus units	Snellen decimal, LogMar, Snellen m. (6/), Snellen ft. (20/)
Working distance	2 to 7 m
Distance units	Feet or meter
Display	22"
Classification	Class I
System integration	Phoromat 1000 via IR sensor (CommBox)
Binocular vision test	Polarised charts (linear pol.), Red-green
Remote control	Included (3 channels adjustable)
Battery type	AAA LR6

Available charts and tests

Polarising	ETDRS pol. mask, phoria test, Snellen pol. mask, coincidence h/v, balance, stereo test, TNO, pol. 3D, pol. red-green
Standard	Snellen, Landolt (ISO), letters, numbers, characters
Colour vision	Ishihara, 100 HUE
Red-green	Schober, Worth, Bichrom-balance, fixation disparity, coincidence h/v
Low vision	ETDRS, crowding bars, AMD-optotypes, Amsler
Contrast	Contrast-sensitivity, contrast-adjustment
Children	HOTV, hands, pictures, symbols, animations
Extra	Hearing/speaking impaired, patient education, 3D images

Dimensions & electric requirements

Dimensions WDH	520 x 65 x 350 mm or 740 x 65 x 560 mm (with optional frame)
Weight	6 kg
Input	AC 115 V to 230 V
Frequency	50/60 Hz
Power consumption	Less than 70 VA

2011/08 - subject to change without notice

